

Free Standing Jib Cranes

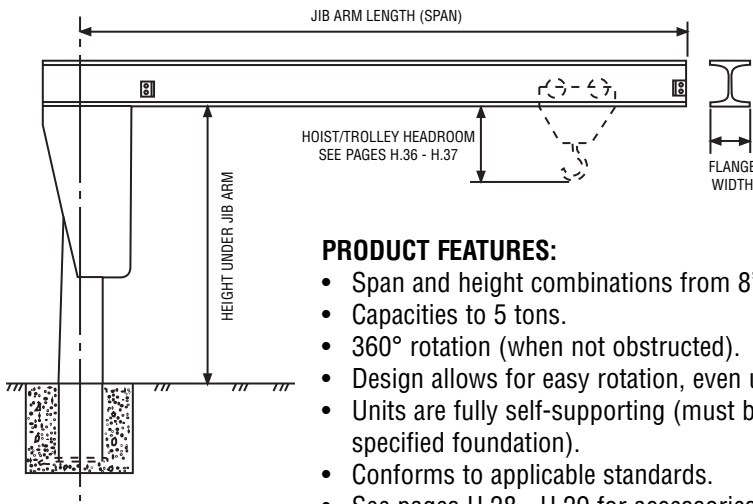


The Caldwell Group • 800-628-4263 • www.caldwellinc.com

Krane-King® Section
2011-2013 Master Catalog

Model B360 - Foundation Mounted

This unit is selected when bottom base & gusset plates interfere with cranes placement.

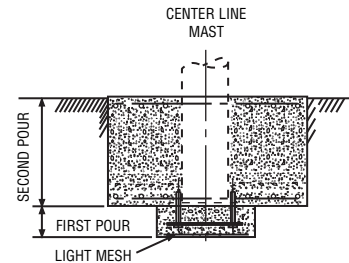
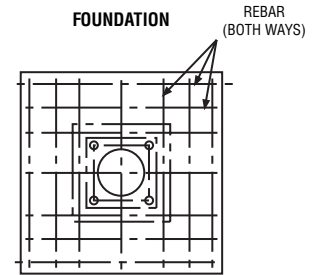


PRODUCT FEATURES:

- Span and height combinations from 8' - 20'.
- Capacities to 5 tons.
- 360° rotation (when not obstructed).
- Design allows for easy rotation, even under full load.
- Units are fully self-supporting (must be anchored to specified foundation).
- Conforms to applicable standards.
- See pages H.28 - H.29 for accessories.

CONSULT FACTORY:

Please fill out our application evaluation on page H.25 and our application specialists will review your request.

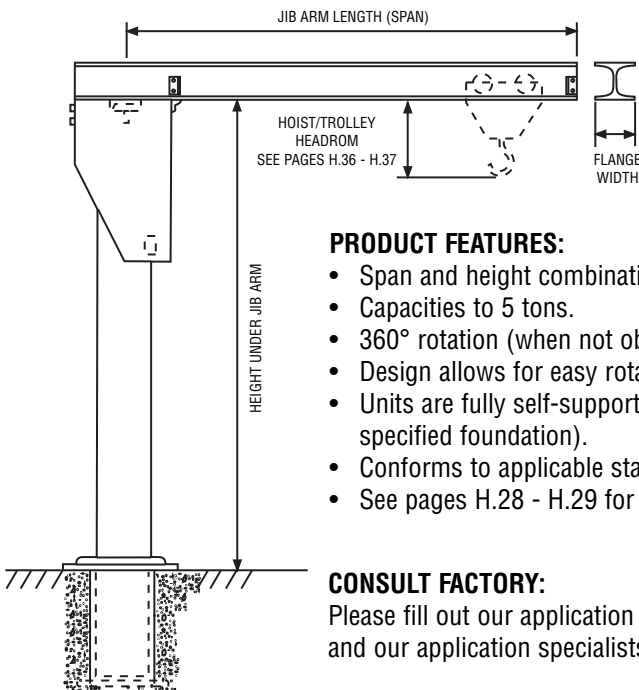


WARNING

All Jib Cranes must be installed so the mast center is exactly vertical. Because the Model B360 is set directly in the concrete, there is no corrective adjustment on this Jib after concrete has set. CRANE WILL NOT OPERATE PROPERLY IF MAST CENTER IS NOT EXACTLY VERTICAL.

Model C360 - Sleeve Mounted

This unit is selected if the cranes removal is an important factor.



PRODUCT FEATURES:

- Span and height combinations from 8' - 20'.
- Capacities to 5 tons.
- 360° rotation (when not obstructed).
- Design allows for easy rotation, even under full load.
- Units are fully self-supporting (must be anchored to specified foundation).
- Conforms to applicable standards.
- See pages H.28 - H.29 for accessories.

CONSULT FACTORY:

Please fill out our application evaluation on page H.25 and our application specialists will review your request.

