

# Clamps, Grabs & Tongs



The Caldwell Group • 800-628-4263 • www.caldwellinc.com

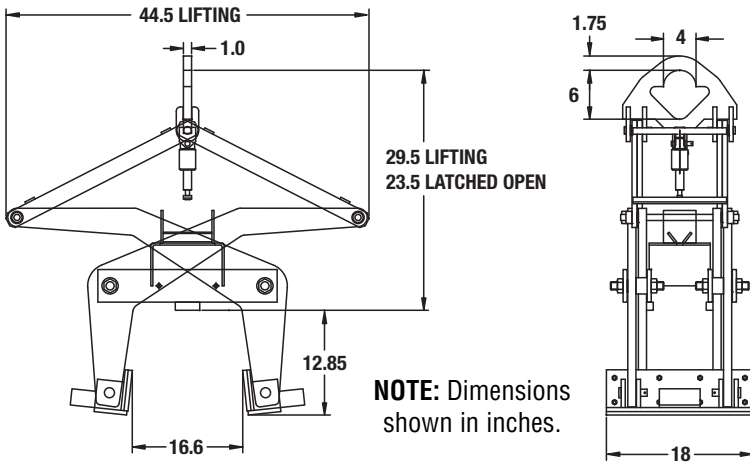
Rig-Master® Section  
2011-2013 Master Catalog

## Model 74 - Barrier Grabs



### PRODUCT FEATURES:

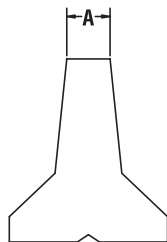
- Auto-Latch mechanism makes operation virtually hands free.
- No need to attach and secure lifting chains or slings.
- Barriers suffer far less damage resulting in longer life and reduced cost.
- The grab moves barriers quicker and easier than manual methods, resulting in less man-hours.
- There is no need to drill holes in the barriers to accommodate chains or slings.
- Replaceable polyurethane lifting pads are designed for unpainted barriers.
- Replaceable steel 'Dog Point' lifting pads are designed for painted barriers (typical in costal areas).
- Complies with ASME standards.



**NOTE:** Dimensions shown in inches.

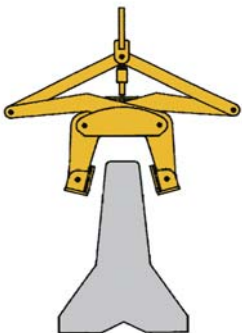
### SPECIFICATIONS

Model Number	Rated Capacity (lbs.)	Weight (lbs.)
<b>With Polyurethane Lifting Pads</b>		
74-4 1/4	8500	450
74-7 1/4	14500	505
<b>With Steel 'Dog Point' Lifting Pads</b>		
74-4 1/4-DP	8500	450
74-7 1/4-DP	14500	505




Standard Barrier Grabs will handle 6"-12" nominal width at the top ("A" dimension).


## Operation




Tong is placed on load in open position. Hoist line must be slack for Auto-Latch to disengage.



Crane hook is then raised allowing pads to grip barrier.



Barrier is placed in position. Hoist line must be slack for Auto-Latch to engage.



With Auto-Latch engaged, grab is held open to allow removal from the barrier.

# Clamps, Grabs & Tongs



The Caldwell Group • 800-628-4263 • www.caldwellinc.com

## Model 74 - Barrier Grabs

### Optional Stabilizing Kit

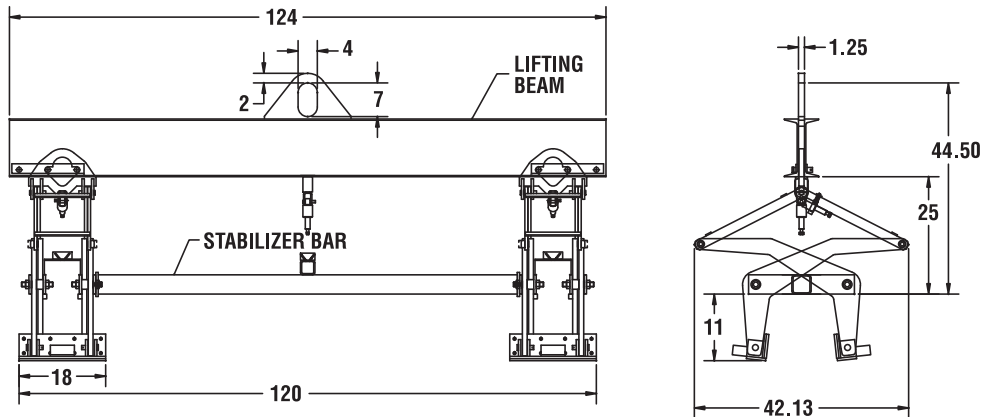


#### PRODUCT FEATURES:

- Attach two Barrier Grabs, and expand your barrier handling capabilities.
- Handles barriers up to 40' in length.
- Beams can be used for other material handling applications when Barrier Grabs are removed.
- Single Auto-Latch for extended unit allows for smooth operation.

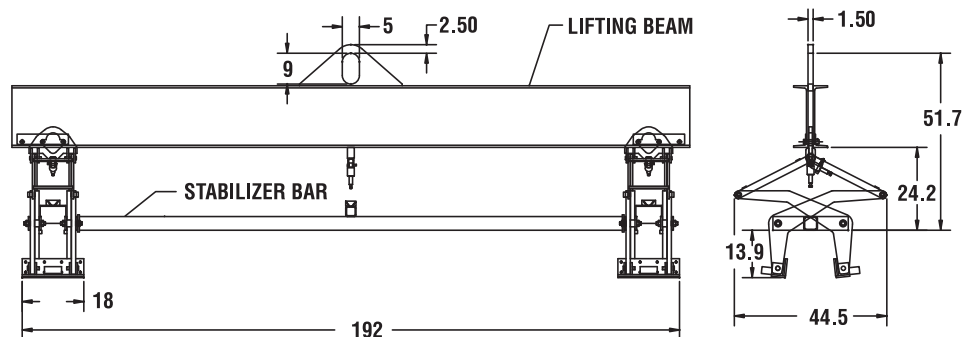
### 74-4 1/4-E Kit Entire Unit Rated Capacity: 17,000 lbs.

Designed for barriers  
12' or longer.



### 74-7 1/4 E Kit Entire Unit Rated Capacity: 29,000 lbs.

Designed for barriers  
18' or longer.



**NOTE:** Dimensions shown in inches.

#### Each Stabilizing Kit Consists of:\*

- 1 - Model 20 Lifting Beam, with Auto-Latch lug welded in place.
- 1 - Auto-Latch
- 1 - Stabilizer bar
- 1 - Set of attaching hardware

\*Barrier Grabs Sold Separately

Rig-Master® Section  
2011-2013 Master Catalog